



beyerdynamic

AMIRON 100

TRUE WIRELESS EARPHONES

DISASSEMBLY INSTRUCTIONS TO REMOVE THE BATTERY

— **PROFESSIONAL STAFF ONLY** —

1. Introduction.....	3
2. Information for Germany on disposal in accordance with the Electrical and Electronic Equipment Act (ElektroG) and the WEEE Directive 2012/19/EU	3
3. Disposal of batteries.....	3
4. Removing the battery.....	3

1. Introduction

In accordance with the Electrical and Electronic Equipment Act (ElektroG) and the European WEEE Directive 2012/19/EU, electrical and electronic equipment must be disposed of separately from household waste at the end of their life.

If the device is operated with batteries, these must be removed before disposal. If batteries are permanently installed in the device, they must be removed by professional staff for safety reasons.

These disassembly instructions show how to proceed.

2. Information for Germany on disposal in accordance with the Electrical and Electronic Equipment Act (ElektroG) and the WEEE Directive 2012/19/EU

- ▶ The symbol of the crossed-out dustbin on the product, in the operating instructions or on the packaging means that electrical and electronic devices must be disposed of separately from household waste at the end of their life cycle.
- ▶ Always dispose of used equipment in accordance with applicable regulations.
- ▶ For the return of old equipment, batteries and rechargeable batteries, there are free collection points or a free return to beyerdynamic, as well as other acceptance points for reuse. The addresses are available at the local city or municipal administration.
- ▶ Dealers for electronic equipment are generally obliged to take back waste electrical/electronic equipment free of charge. This obligation also applies to sales via remote communication.
- ▶ For further information, please contact the local authorities or the dealer from whom the product was purchased.
- ▶ The consumer/end-user is responsible for the deletion of personal data on the waste electrical/electronic equipment.



3. Disposal of batteries

- ▶ Dispose of batteries separately after use from the product in accordance with applicable regulations. They must not be disposed of in household waste. The return is free of charge for consumers/end users.
- ▶ Before disposal, discharge and remove the batteries.



4. Removing the battery

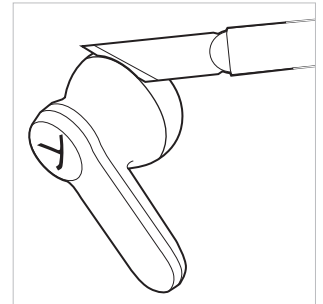


- ▶ **Caution:**
Before removal discharge the battery. For this product a non-destructive removal of the battery by the end user is not possible. Due to the safety risk, this activity may only be carried out by professional staff. Please contact beyerdynamic or consult independent professional staff.

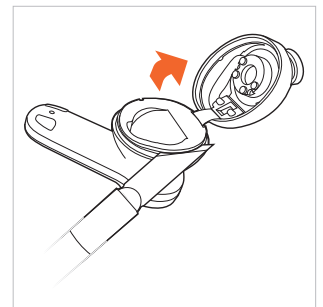
Earphones

- ▶ Discharge the batteries before disposing of them.
- ▶ To do this, remove the earphones from the charging case.
- ▶ Remove the eartip from the earphone.

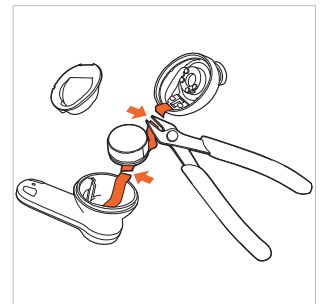
- ▶ Use a knife (cutter) to cut around the earphone in the gap and lever open the housing.



- ▶ Insert the knife under the lid and loosen it.



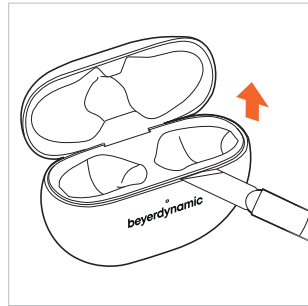
- ▶ After having removed the lid, you can pull out the battery.
- ▶ Cut the cables on both sides leading to the battery with pliers. As soon as you have cut the first cable, insulate the end with adhesive tape. Repeat the same procedure with the other cable.



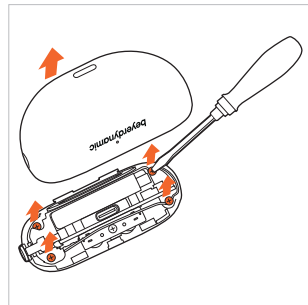
Caution: The cut ends without adhesive tape must not touch each other. There is a risk of short circuit!

Charging case

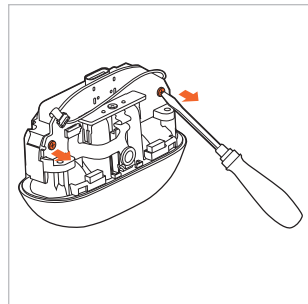
- ▶ Discharge the battery before disposal.
- ▶ Insert a knife between the insert and the lower part of the housing. Lift the insert for the earphones out of the housing all around.



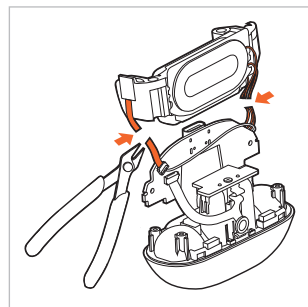
- ▶ Remove the lower part of the housing.
- ▶ Loosen the four screws on the insert.



- ▶ Loosen the two screws on the circuit board.



- ▶ Remove the circuit board.
- ▶ Cut the battery connections **one after the other** using pliers. As soon as you have cut the first cable, insulate the end with adhesive tape. Repeat the same procedure with the other cables.



Caution: The cut ends without adhesive tape must not touch each other. There is a risk of short circuit!

beyerdynamic GmbH & Co. KG
Theresienstraße 8 · 74072 Heilbronn / Germany
Phone +49 7131 617-300 · E-Mail info@beyerdynamic.com
www.beyerdynamic.com

For further distributors worldwide, please go to www.beyerdynamic.com
Non-contractual illustrations. Subject to change without notice.